

**GRADE 2**

**TERM 4 2019**

**MATHEMATICS**

**ENGLISH /**

**SETSWANA**

**RESOURCE PACK**

# PRINTABLE RESOURCES

The following printable resources are included in this section:

1. Resource sheets
2. Mental mathematics challenge cards: Bilingual version
3. Enrichment activity cards: English version
4. Enrichment activity cards: Setswana version

## Resource Sheets

*This is a list of the mathematical resources that you will need in this term. You need to make sure that you have them for the lessons for which they are recommended.*

1. Base ten blocks (Several lessons – reprint from Term 1)
2. Flard cards (Several lessons – reprint from Term 1)
3. Number name cards 90–95 (Lesson 2)
4. Number name cards 96–100 (Lesson 2)
5. Original number cards 1–10 (Lesson 5)
6. Original number cards 11–20 (Lesson 5)
7. Money problem card (Lesson 14)
8. Fractions circles and fraction squares (Lesson 28)
9. Fractions table (Lesson 30)
10. Geometric patterns (Lesson 38)

## ***Resources for each day of teaching***



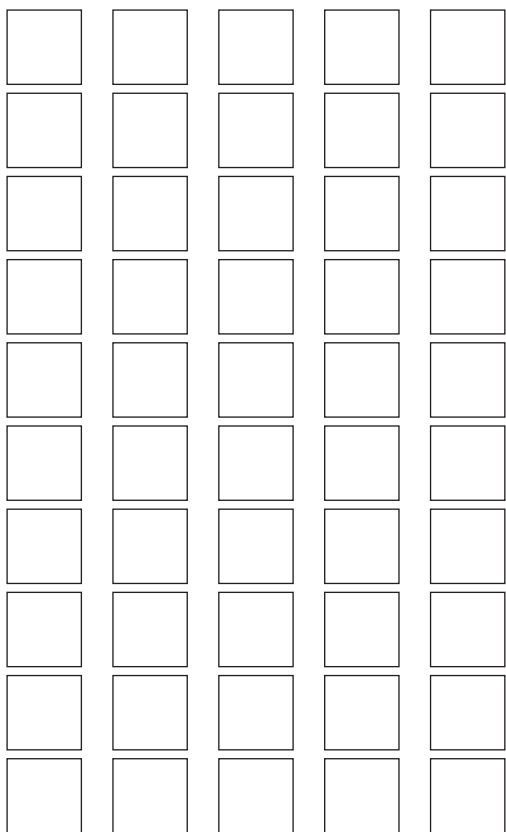
There are also other resources such as informal resources (old magazines, pieces of string, scrap paper, etc.) that you may need in certain lessons. You should have a careful look at the list of resources needed for each lesson which is given in the lesson plans each day to see which resources are needed for that day. Prepare yourself so that you have the necessary resources for the lessons on a daily basis.

# 1. Base ten blocks (Several lessons)

To make the base ten block kit you need to paste a copy of this sheet onto cardboard and then cut out all of the blocks.

You could also use grid paper and mark out the blocks and cut them out.

- The small blocks are used to represent unit/ones.
- The long blocks are used to represent tens.
- The big flat blocks are used to represent hundreds.



## 2. Flard cards (Several lessons)

1	1	0	1	0	0
2	2	0	2	0	0
3	3	0	3	0	0
4	4	0	4	0	0
5	5	0	5	0	0
6	6	0	6	0	0
7	7	0	7	0	0
8	8	0	8	0	0
9	9	0	9	0	0
		1	0	0	0

3. Number name cards 90–95 (Lesson 2)

90	ninety
91	ninety one
92	ninety two
93	ninety three
94	ninety four
95	ninety five

3. Dikarata tsa mainapalo 90–95 (Thuto 2)

90	masomearobongwe
91	masomearobongwenngwe
92	masomearobongwepedi
93	masomearobongwetharo
94	masomearobongwenne
95	masomearobongwetlhano

4. Number name cards 96–100 (Lesson 2)

96

ninety six

97

ninety seven

98

ninety eight

99

ninety nine

100

one hundred

4. Dikarata tsa mainapalo 96–100 (Thuto 2)

96	masomearobongwethataro
97	masomearobongwesupa
98	masomearobongwerobedi
99	masomearobongwerobongwe
100	
lekgolo	



5. Original number cards 1–10 (Lesson 5)

first		second	
third		fourth	
fifth		sixth	
seventh		eighth	
ninth		tenth	
1 <sup>st</sup>	2 <sup>nd</sup>	3 <sup>rd</sup>	4 <sup>th</sup>
5 <sup>th</sup>	6 <sup>th</sup>	7 <sup>th</sup>	8 <sup>th</sup>
9 <sup>th</sup>	10 <sup>th</sup>	11 <sup>th</sup>	12 <sup>th</sup>
13 <sup>th</sup>	14 <sup>th</sup>	15 <sup>th</sup>	16 <sup>th</sup>
17 <sup>th</sup>	18 <sup>th</sup>	19 <sup>th</sup>	20 <sup>th</sup>

5. Dikaratapalo tsa nnete 1–10 (Thuto 5)

ntlha		bobedi	
boraro		bone	
botlhano		borataro	
bosupa		borobedi	
borobongwe		bolesome	
1 <sup>st</sup>	2 <sup>nd</sup>	3 <sup>rd</sup>	4 <sup>th</sup>
5 <sup>th</sup>	6 <sup>th</sup>	7 <sup>th</sup>	8 <sup>th</sup>
9 <sup>th</sup>	10 <sup>th</sup>	11 <sup>th</sup>	12 <sup>th</sup>
13 <sup>th</sup>	14 <sup>th</sup>	15 <sup>th</sup>	16 <sup>th</sup>
17 <sup>th</sup>	18 <sup>th</sup>	19 <sup>th</sup>	20 <sup>th</sup>

6. Original number cards 11–20 (Lesson 5)

eleventh

twelfth

thirteenth

fourteenth

fifteenth

sixteenth

seventeenth

eighteenth

nineteenth

twentieth

6. Dikaratapalo tsa nnete 11–20 (Lesson 5)

bolesomenngwe

bolesomepedi

bolesometharo

bolesomenne

bolesometlhano

bolesomethataro

bolesomesupa

bolesomerobedi

bolesomerobongwe

bomasomeamabedi

## 7. Money problem card (Lesson 14)

### *Money word problems*

1. I have R30,00. I go to the shop to buy bread and milk for R28,50.  
How much change will I get?
2. I want to buy a hat for R16,25 and a pair of shoes for R78,90.  
How much money do I need to save to be able to buy these items?
3. A packet of chips costs R 1,75.
  - a) How much will 5 packets of chips cost?
  - b) How many packets can I buy with R12,00?

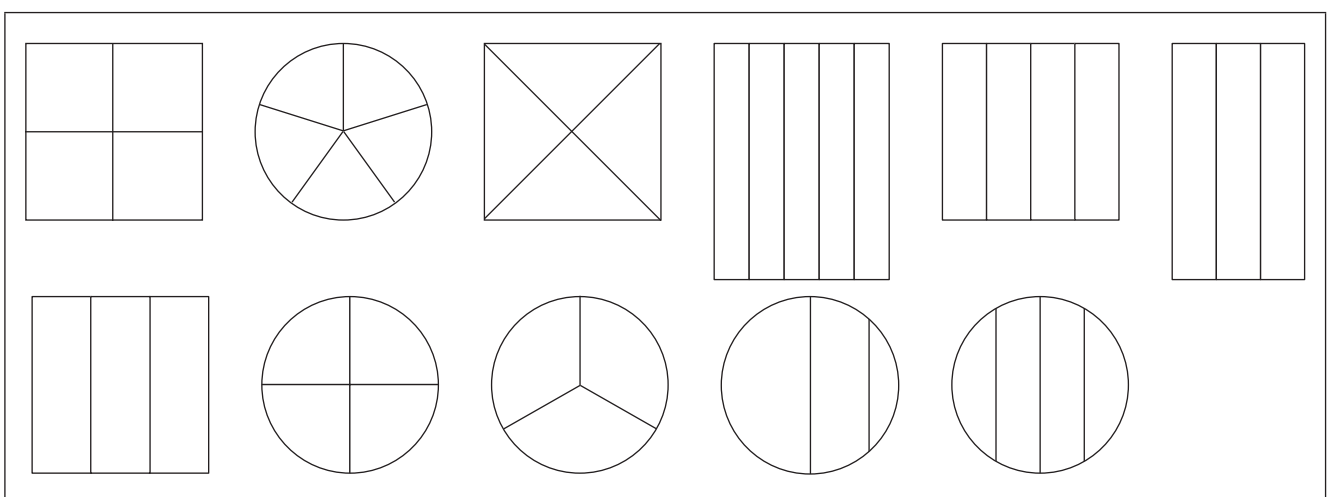
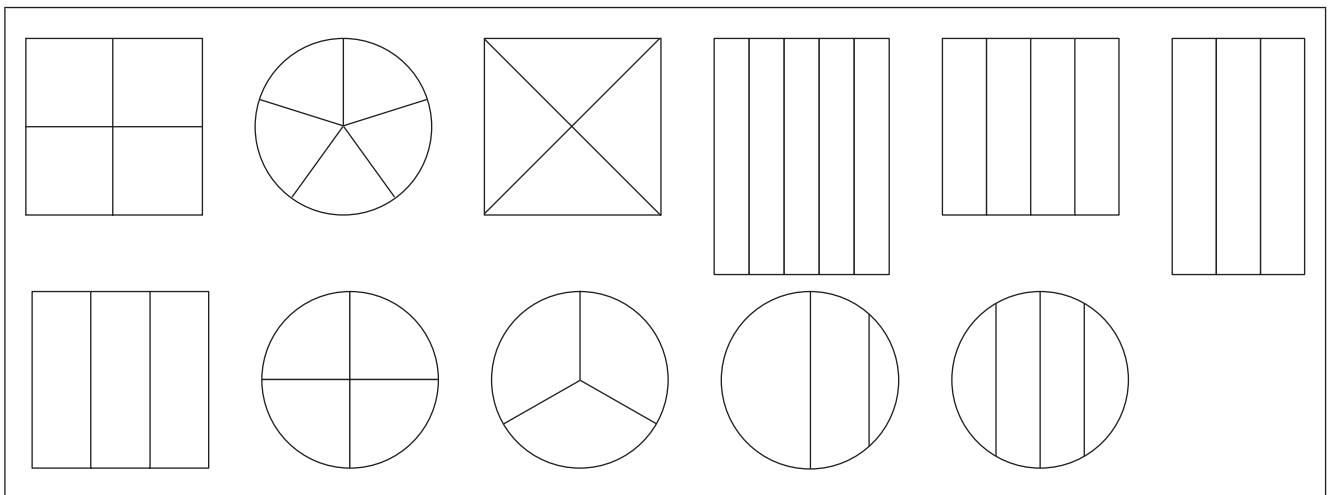
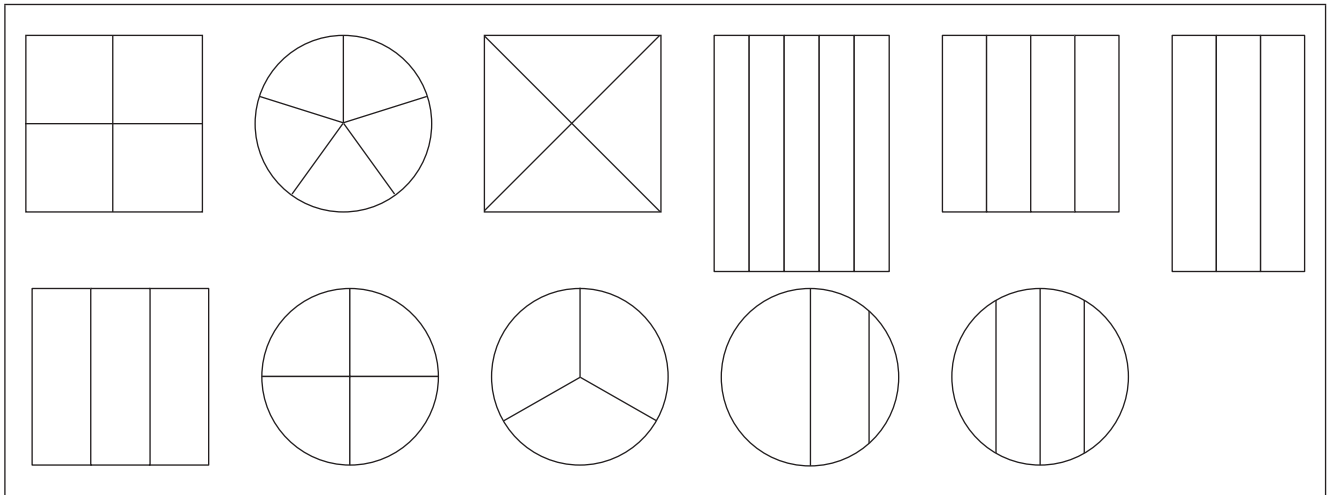
### *Money word problems*

1. I have R30,00. I go to the shop to buy bread and milk for R28,50.  
How much change will I get?
2. I want to buy a hat for R16,25 and a pair of shoes for R78,90.  
How much money do I need to save to be able to buy these items?
3. A packet of chips costs R 1,75.
  - a) How much will 5 packets of chips cost?
  - b) How many packets can I buy with R12,00?


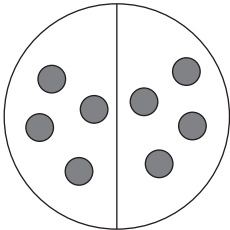

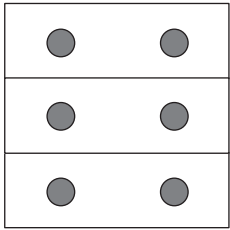
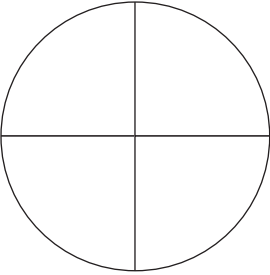
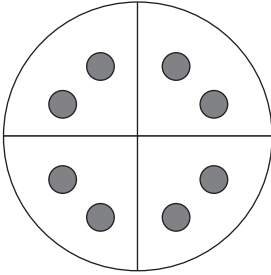

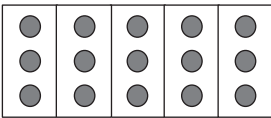
### *Money word problems*

1. I have R30,00. I go to the shop to buy bread and milk for R28,50.  
How much change will I get?
2. I want to buy a hat for R16,25 and a pair of shoes for R78,90.  
How much money do I need to save to be able to buy these items?
3. A packet of chips costs R 1,75.
  - a) How much will 5 packets of chips cost?
  - b) How many packets can I buy with R12,00?

## 8. Fraction circles and fraction squares (Lesson 26)



## 9. Fraction table (Lesson 28)


Single shape whole	A number of counters as the whole	What fraction of the counters have we found?	How many counters?
<p>a) Halves using a fraction circle.</p> 	<p>8 counters.</p> 	<p>One half of the counters (four).</p>	<p>We have eight counters. One half of the counters is four counters.</p>
<p>b) Thirds using a fraction square.</p> 	<p>6 counters.</p> 	<p>One third of the counters (two).</p>	<p>We have six counters. One third of the counters is two counters.</p>
<p>c) Quarter using a fraction circle.</p> 	<p>8 counters.</p> 	<p>One quarter of the counters (two).</p>	<p>We have eight counters. One quarter of the counters is two counters.</p>
<p>d) Fifths using a fraction rectangle.</p> 	<p>15 counters.</p> 	<p>One fifth of the counters (three).</p>	<p>We have 15 counters. One fifth of the counters is three counters.</p>

## 10. Geometric patterns (Lesson 31)

### Activity 1



### Activity 2





## Mental Mathematics Challenge Cards: Bilingual Version

*Each term there will be a set of eight mental mathematics challenge cards. If you make them into cards and collect them over the course of the year, you will have a set of one card per teaching week for a year.*

### ***Use of the mental mathematics challenge cards***

Once a week learners should do mental mathematics in written form, so that there is some record of your daily mental mathematics activities. You can use the **mental mathematics challenge cards** for this purpose.

Learners should not use concrete material to work out the answers in mental mathematics. If learners need to, let them use their fingers as a concrete aid during mental mathematics, but make a note of who they are and then spend time with them during remediation to help them with the basic number and operation skills. Mental mathematics skills improve hugely from Grade 1 to Grade 3. In Grade 1 learners might only manage five questions, especially when they have to write the answers, but by Grade 3 learners should manage ten questions with written answers easily.

### Maths Challenge Card 1

Which is the smaller number?

#### Tiro ya Dipalo Karata 1

Palo e nnye ke efe mo go tse?

1. 17, 27
2. 31, 13
3. 11, 91
4. 84, 48
5. 36, 63
6. 23, 32
7. 46, 64
8. 87, 78
9. 99, 66
10. 77, 44

### Maths Challenge Card 2

Which is the largest number?

#### Tiro ya Dipalo Karata 2

Palo e kgolo ke efe mo go tse?

1. 99, 66
2. 48, 84
3. 36, 63
4. 64, 46
5. 97, 79
6. 54, 45
7. 39, 93
8. 37, 73
9. 88, 87
10. 10, 101

### Maths Challenge Card 3

Which number is between:

#### Tiro ya Dipalo Karata 3

Palo e e magareng ga tse ke efe:

1. 62, 64
2. 73, 75
3. 90, 92
4. 87, 89
5. 69, 71
6. 28, 30
7. 77, 79
8. 96, 98
9. 88, 90
10. 59, 61

### Maths Challenge Card 4

Solve:

#### Tiro ya Dipalo Karata 4

Rarabolola:

1.  $2 + 8 = \square + 7 = \square$
2.  $15 + 3 = \square + 2 = \square$
3.  $14 + 3 = \square + 5 = \square$
4.  $18 + 4 = \square + 3 = \square$
5.  $17 + 3 = \square + 5 = \square$
6.  $11 + 8 = \square + 2 = \square$
7.  $10 + 9 = \square + 6 = \square$
8.  $3 + 11 = \square + 4 = \square$
9.  $12 + 4 = \square + 3 = \square$
10.  $13 + 6 = \square + 4 = \square$

### Maths Challenge Card 1: Answers

Which is the smaller number?

#### Tiro ya Dipalo Karata 1: Dikarabo

Palo e nnye ke efe mo go tse?

1. 17
2. 13
3. 11
4. 48
5. 36
6. 23
7. 46
8. 78
9. 66
10. 44

### Maths Challenge Card 2: Answers

Which is the largest number?

#### Tiro ya Dipalo Karata 2: Dikarabo

Palo e kgolo ke efe mo go tse?

1. 99
2. 84
3. 63
4. 64
5. 97
6. 54
7. 93
8. 73
9. 88
10. 101

### Maths Challenge Card 3: Answers

Which number is between:

#### Tiro ya Dipalo Karata 3: Dikarabo

Palo e e magareng ga tse ke efe:

1. 63
2. 74
3. 91
4. 88
5. 70
6. 29
7. 78
8. 97
9. 89
10. 60

### Maths Challenge Card 4: Answers

Solve:

#### Tiro ya Dipalo Karata 4: Dikarabo

Rarabolola:

1. 10, 17
2. 18, 20
3. 17, 22
4. 22, 25
5. 20, 25
6. 19, 21
7. 19, 25
8. 14, 18
9. 16, 19
10. 19, 23

### Maths Challenge Card 5

What must I add to these numbers to get 20?

#### Tiro ya Dipalo Karata 5

Ke Palo efe e ke tshwanetseng go e tlhakanya le tse go bona 20?

1. 5
2. 11
3. 12
4. 8
5. 9
6. 13
7. 17
8. 18
9. 15
10. 19

### Maths Challenge Card 6

4 more than:

#### Tiro ya Dipalo Karata 6

Ke Palo efe e e fetang tse ka 4:

1. 15
2. 8
3. 7
4. 16
5. 14
6. 13
7. 12
8. 10
9. 1
0. 17

### Maths Challenge Card 7

3 less than:

#### Tiro ya Dipalo Karata 7

Ke Palo efe e nnye mo go tse ka 3:

1. 18
2. 7
3. 11
4. 4
5. 18
6. 12
7. 15
8. 16
9. 13
10. 17

### Maths Challenge Card 8

Complete:

#### Tiro ya Dipalo Karata 8

Feleletsa:

1. 24, 22, 20, \_\_\_\_, \_\_\_\_, \_\_\_\_
2. 16, 18, 20, \_\_\_\_, \_\_\_\_, \_\_\_\_
3. 30, 40, \_\_\_\_, \_\_\_\_, \_\_\_\_
4. \_\_\_\_, \_\_\_\_, \_\_\_\_, 40, 50, 60
5. 15, 20, 25, \_\_\_\_, \_\_\_\_, \_\_\_\_.
6. 30, 25, \_\_\_\_, \_\_\_\_, \_\_\_\_
7. 3, 6, 9, \_\_\_\_, \_\_\_\_, \_\_\_\_
8. 20, 16, 12, \_\_\_\_, \_\_\_\_, \_\_\_\_
9. 70, 75, \_\_\_\_, \_\_\_\_, \_\_\_\_
10. 100, 95, \_\_\_\_, \_\_\_\_, \_\_\_\_

### Maths Challenge Card 5: Answers

What must I add to these numbers to get 20?

#### Tiro ya Dipalo Karata 5: Dikarabo

Ke Palo efe e ke tshwanetseng go e tlhakanya le tse go bona 20?

1. 15
2. 9
3. 8
4. 12
5. 11
6. 7
7. 3
8. 2
9. 5
10. 1

### Maths Challenge Card 6: Answers

4 more than:

#### Tiro ya Dipalo Karata 6: Dikarabo

Ke Palo efe e e fetang tse ka 4:

1. 19
2. 12
3. 11
4. 20
5. 18
6. 17
7. 16
8. 14
9. 5
10. 21

### Maths Challenge Card 7: Answers

3 less than:

#### Tiro ya Dipalo Karata 7: Dikarabo

Ke Palo efe e nnye mo go tse ka 3:

1. 15
2. 4
3. 8
4. 1
5. 15
6. 9
7. 12
8. 13
9. 10
10. 14

### Maths Challenge Card 8: Answers

Complete:

#### Tiro ya Dipalo Karata 8: Dikarabo

Feleletsa:

1. 18, 16, 14
2. 22, 24, 26
3. 50, 60, 70
4. 10, 20, 30
5. 30, 35, 40
6. 20, 15, 10
7. 12, 15, 18
8. 8, 4, 0
9. 80, 85, 90
10. 90, 85, 80

## Enrichment Activity Cards: English Version

*Each term a set of new enrichment cards will be provided. You should retain this set, as they will not be reproduced each term.*

### ***Use of the enrichment activity cards***

Optional as required.


These cards include activities that you can use for enrichment opportunities for learners who have completed the lesson activities ahead of the rest of the class. Learners should work on these cards independently or with their peers who have also completed the classwork. You may need to explain some of the activities to the learners who use them. You should remind them to ask you questions about any of the enrichment activities that they are doing, so that you can guide them as necessary.

You should photocopy the enrichment cards, paste them onto cardboard and laminate them (if possible), so that they can be used as a resource, not only this year but in the future as well.

Put the laminated cardboard cards into a box in a set place in your classroom, so that learners know where to find them. These cards are for all learners and do not have to be used in a particular order. Learners should keep a record of the cards that they have done, so that they continue to choose a new card each time they go to the box. Learners must be taught to replace the cards in numeric order in the box, so that everyone who looks for cards can easily find the one they want to use.

### Enrichment Activity 4.1

Count the different shapes?




How many  $\triangle$  are there? \_\_\_\_\_

How many  $\square$  are there? \_\_\_\_\_

How many  $\circ$  are there? \_\_\_\_\_

### Enrichment Activity 4.2

Help Sarah to find her lost dog by filling in the correct number of dots on each counter.



### Enrichment Activity 4.3

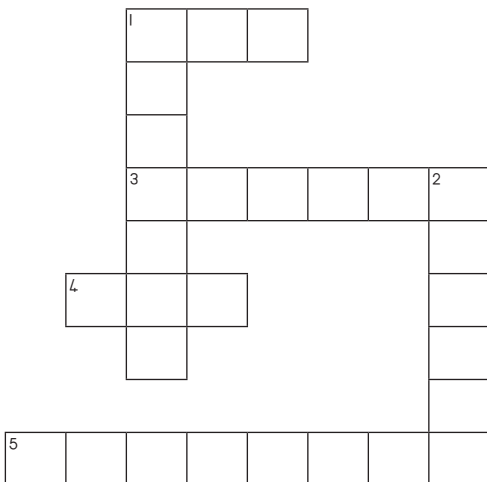
Work out the sums and complete the crossword puzzle by filling in the number names:

#### Down

1.  $4 \times 4 =$
2.  $6 + 5 =$

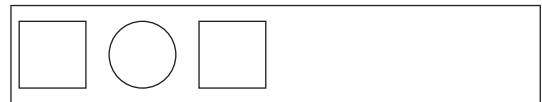
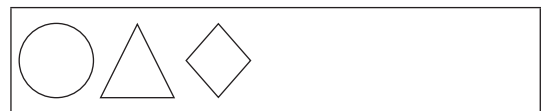
#### Across

1.  $3 \times 2 =$
3.  $6 \times 2 =$
4.  $5 \times 2 =$
5.  $12 + 7 =$




### Enrichment Activity 4.4

Complete the following patterns.



### Enrichment Activity 4.1: Answers

Count the different shapes?



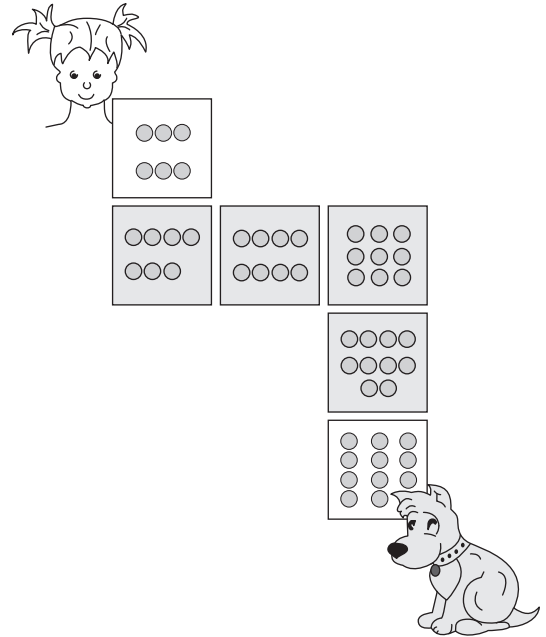
How many  $\triangle$  are there? (12)

How many  $\square$  are there? (14)

How many  $\circ$  are there? (6)

### Enrichment Activity 4.2: Answers

Help Sarah to find her lost dog by filling in the correct number of dots on each counter.



### Enrichment Activity 4.3: Answers

Work out the sums and complete the crossword puzzle by filling in the number names:

#### Down

- $4 \times 4 =$
- $6 + 5 =$


#### Across

- $3 \times 2 =$
- $6 \times 2 =$
- $5 \times 2 =$
- $12 + 7 =$

	1	S	I	X													
		I															
		X															
			3	T	W	E	L	V		2	E						
				E							L						
		4	T	E	N						E						
				N							V						
											E						
5	N	I	N	E	T	E	E	N									

### Enrichment Activity 4.4: Answers

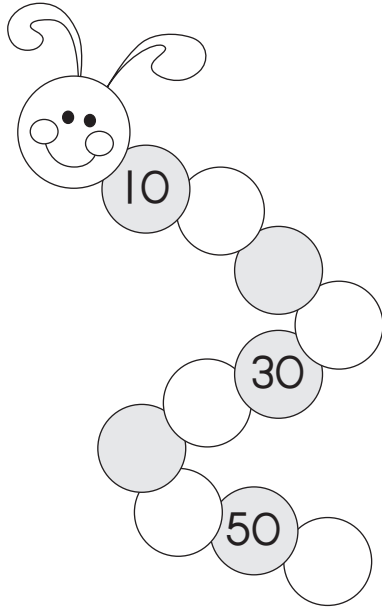
Complete the following patterns.





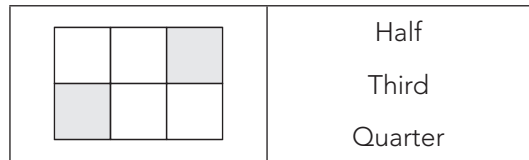
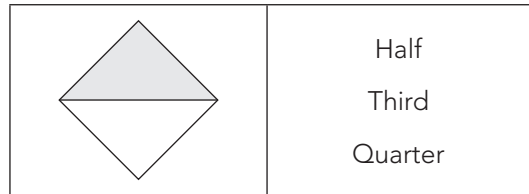
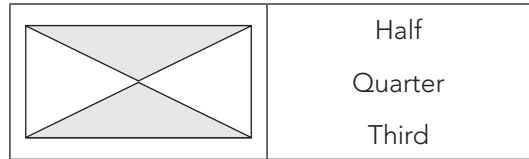
### Enrichment Activity 4.5

Figure out the pattern to complete the worm.



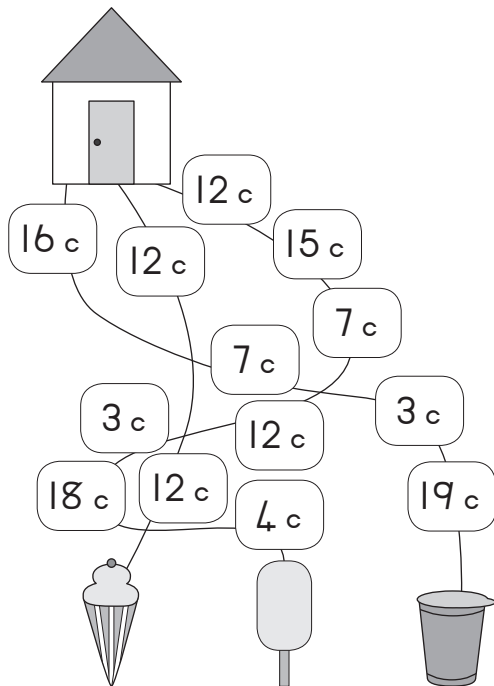
### Enrichment Activity 4.6

What fraction of the shape is coloured?  
Choose the correct answer.



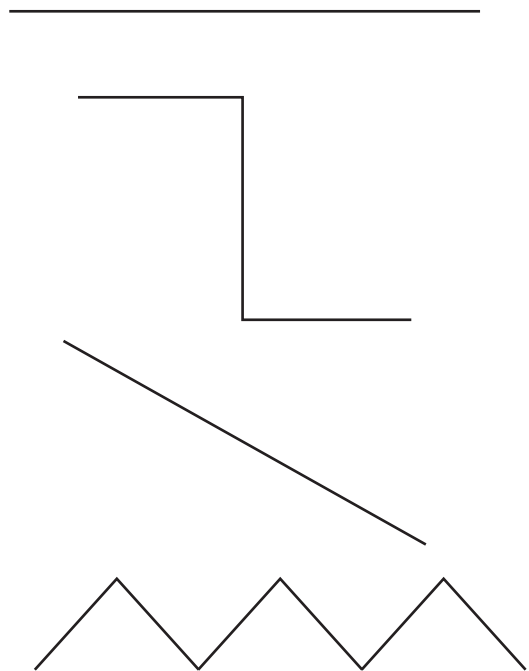
### Enrichment Activity 4.7

Follow the paths and then circle the ice-cream that is the cheapest.



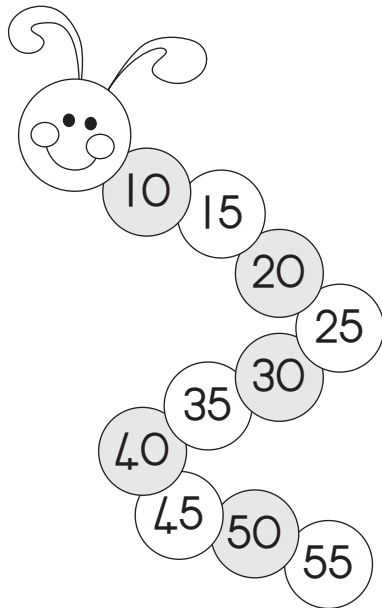
### Enrichment Activity 4.8

Circle the line that is the longest. You may use a ruler to measure the lines.



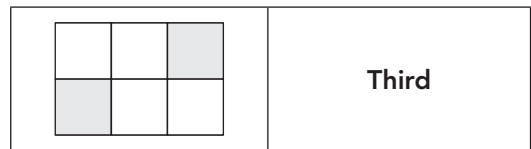
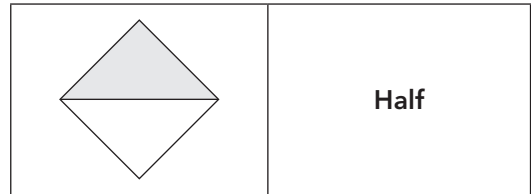
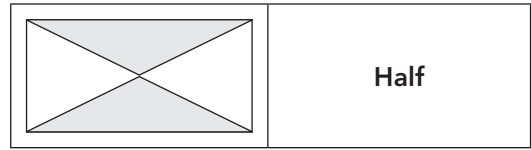
### Enrichment Activity 4.5: Answers

Figure out the pattern to complete the worm.



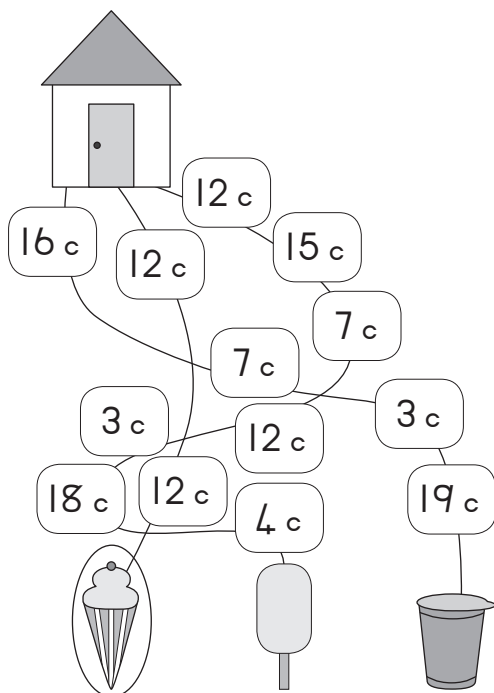
### Enrichment Activity 4.6: Answers

What fraction of the shape is coloured?  
Choose the correct answer.



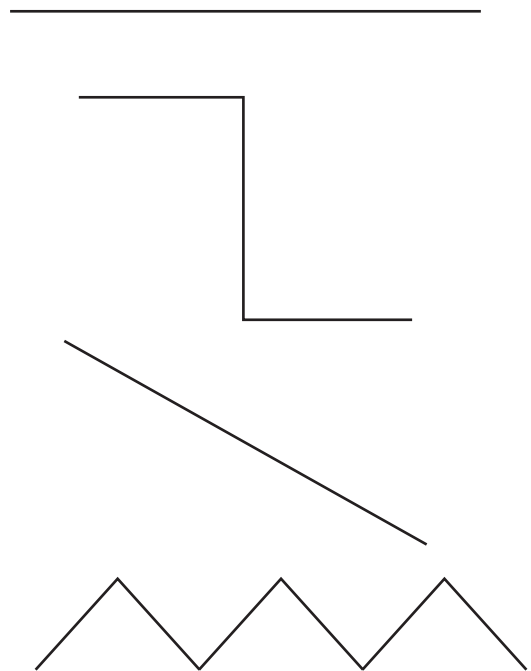
### Enrichment Activity 4.7: Answers

Follow the paths and then circle the ice-cream that is the cheapest.



### Enrichment Activity 4.8: Answers

Circle the line that is the longest. You may use a ruler to measure the lines.

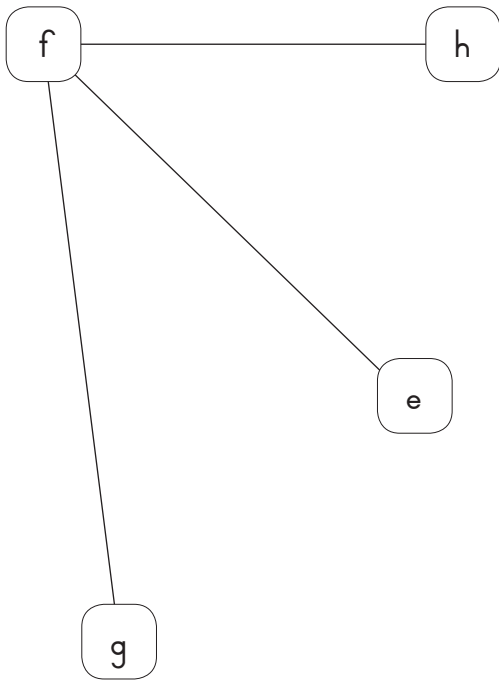


### Enrichment Activity 4.9

Which line will be the longest?

Circle your answer.

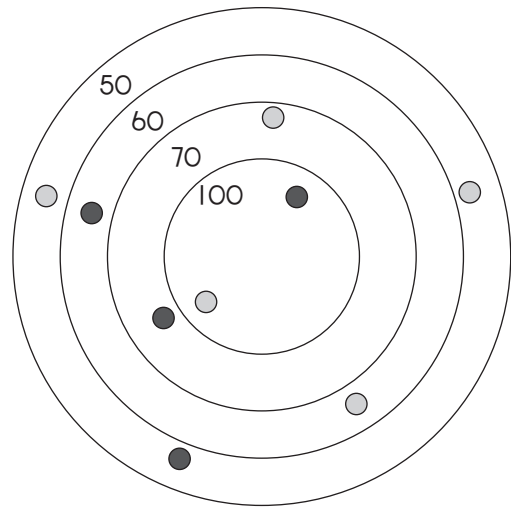
E to F; F to G; or F to H?



### Enrichment Activity 4.10

Jane and Jake are playing marbles.

Add their scores to see who is winning.




● Jane \_\_\_\_\_

● Jake \_\_\_\_\_

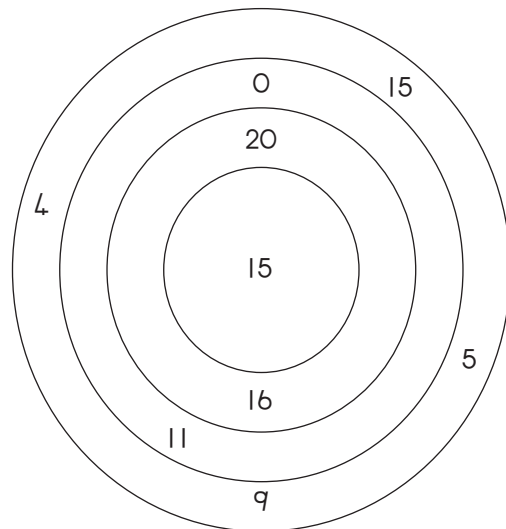
### Enrichment Activity 4.11

Divide this square into 6 smaller rectangles.



### Enrichment Activity 4.12

Use the numbers and figure out how many sums you can make with 20 as the answer.

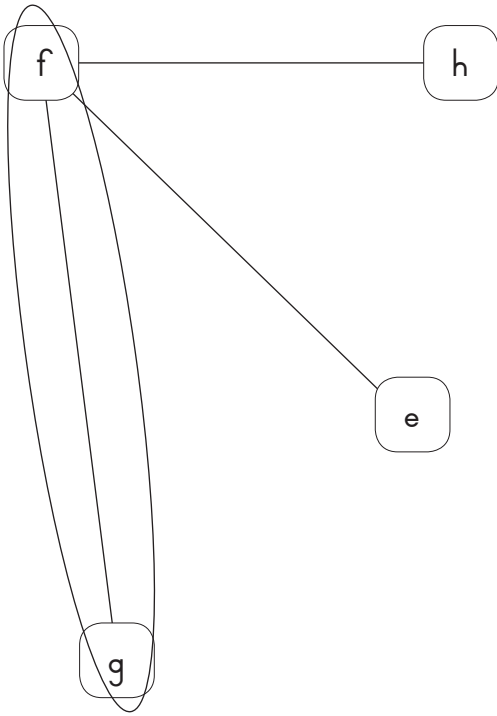


**Enrichment Activity 4.9: Answers**

Which line will be the longest?

Circle your answer.

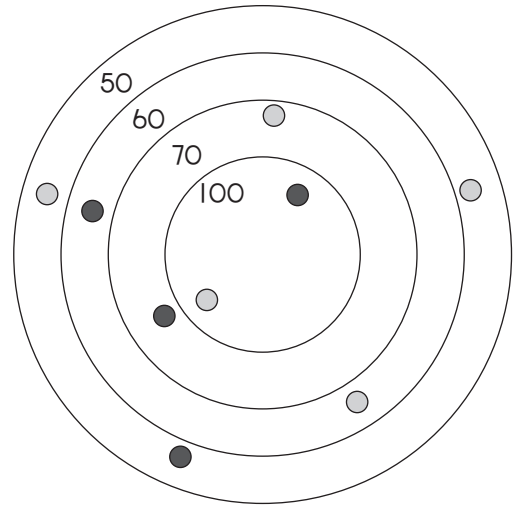
E to F; F to G; or F to H?



**Enrichment Activity 4.10: Answers**

Jane and Jake are playing marbles.

Add their scores to see who is winning.




● Jane (350)

○ Jake (330)

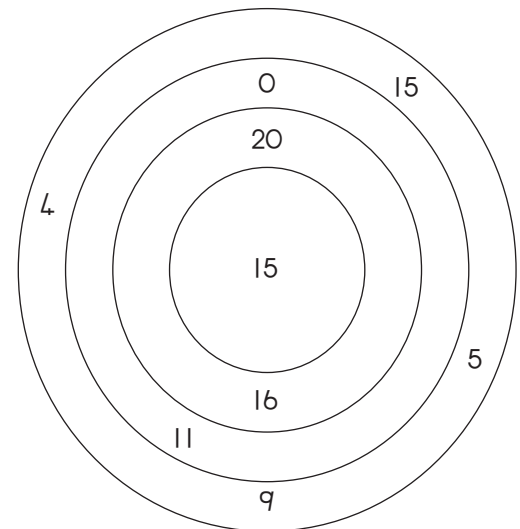
**Enrichment Activity 4.11: Answers**

Divide this square into 6 smaller rectangles.



**Enrichment Activity 4.12: Answers**

Use the numbers and figure out how many sums you can make with 20 as the answer.



You can make 4 sums:

$20 + 0$ ,  $15 + 5$ ,  $11 + 9$ ,  $16 + 4$

### Enrichment Activity 4.13

Match the problems in Block A with the answers in Block B.

Block A	Block B
$5 \times 4 =$	40
$20 \times 2 =$	18
$16 + 3 =$	0
$12 + 6 =$	63
$60 + 3 =$	23
$10 \times 7 =$	28
$40 \times 0 =$	70
$27 + 1 =$	20
$14 + 9 =$	19

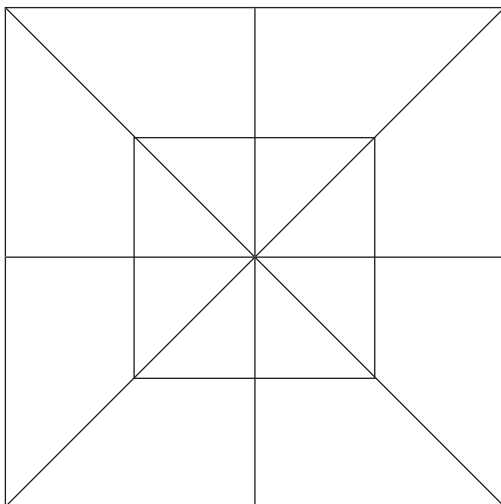
### Enrichment Activity 4.14

Try to work out the sums in these blocks.

+	8	1	50
2			
4			
6			
8			
10			

### Enrichment Activity 4.15

How many  $\triangle$  do you see?



- 12 Triangles      26 Triangles  
33 Triangles      20 Triangles

### Enrichment Activity 4.16

Match the numbers with the number names.

Numbers	Number names
20	Twelve
10	Nineteen
90	Twenty
19	Ninety
12	Ten
14	Forty
40	Fourteen

### Enrichment Activity 4.13: Answers

Match the problems in Block A with the answers in Block B.

Block A	Block B
$5 \times 4 =$	40
$20 \times 2 =$	18
$16 + 3 =$	0
$12 + 6 =$	63
$60 + 3 =$	23
$10 \times 7 =$	28
$40 \times 0 =$	70
$27 + 1 =$	20
$14 + 9 =$	19

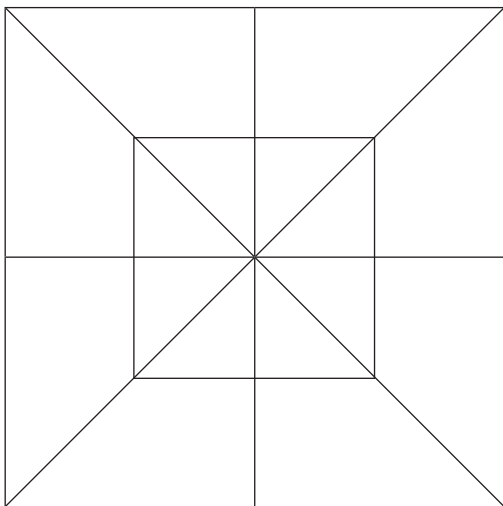
### Enrichment Activity 4.14: Answers

Try to work out the sums in these blocks.

+	8	1	50
2	10	3	52
4	12	5	54
6	14	7	56
8	16	9	58
10	18	11	60

### Enrichment Activity 4.15: Answers

How many  $\triangle$  do you see?



**26 Triangles**

### Enrichment Activity 4.16: Answers

Match the numbers with the number names.

Numbers	Number names
20	Twenty
10	Ten
90	Ninety
19	Nineteen
12	Twelve
14	Fourteen
40	Forty

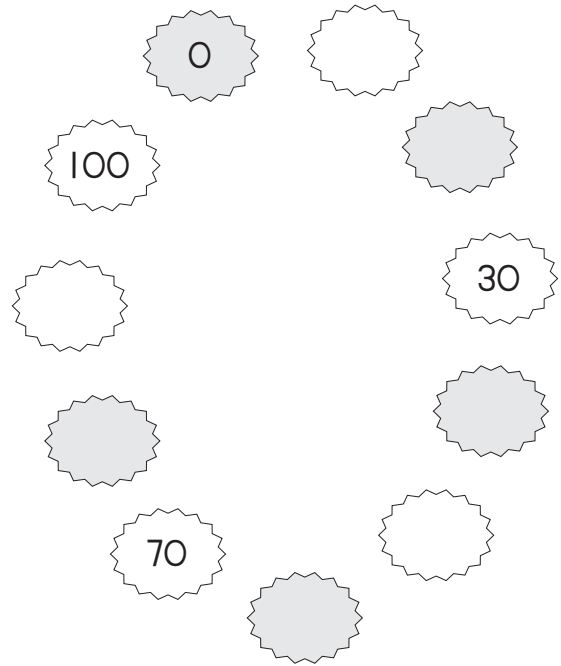
### Enrichment Activity 4.17

Complete the table by working out the sums.

x	5	4	2
1			
2			
3			
4			
5			
6			
7			
8			
9			
10			

### Enrichment Activity 4.18


Complete the pattern.




### Enrichment Activity 4.19

Multiply the dots on the dominoes and fill in the answers.


How much will it be?



How much will it be?

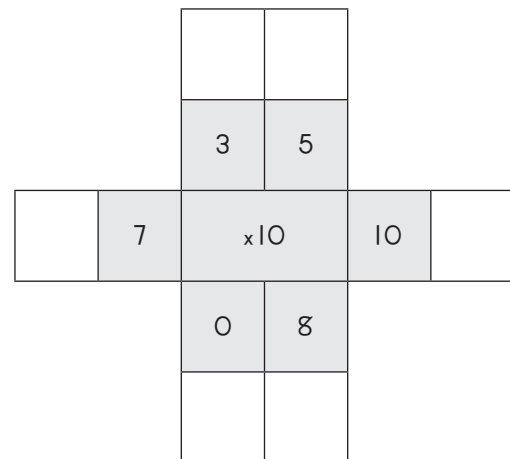


How much will it be?



### Enrichment Activity 4.20

Multiply the inner number with the outer numbers.



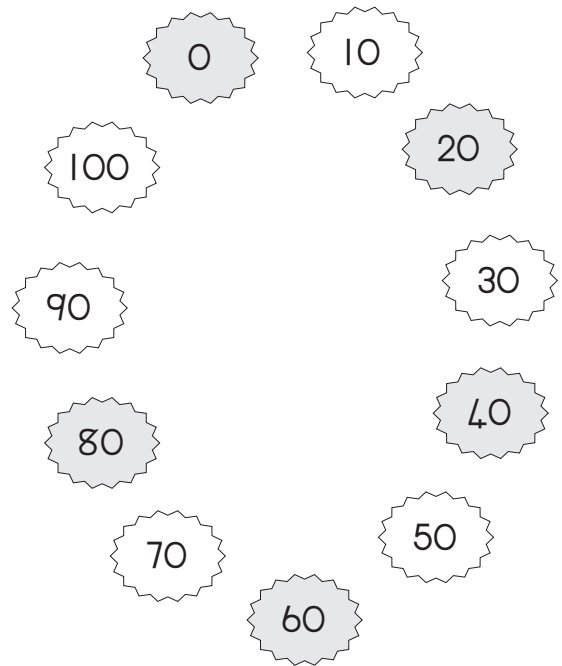
**Enrichment Activity 4.17: Answers**

Complete the table by working out the sums.

x	5	4	2
1	5	4	3
2	10	8	4
4	15	7	12
4	20	16	8
5	25	20	10
6	30	24	12
7	35	28	14
8	40	32	16
9	45	36	18
10	50	40	20

**Enrichment Activity 4.18: Answers**


Complete the pattern.




**Enrichment Activity 4.19: Answers**

Multiply the dots on the dominoes and fill in the answers.


How much will it be?



How much will it be?

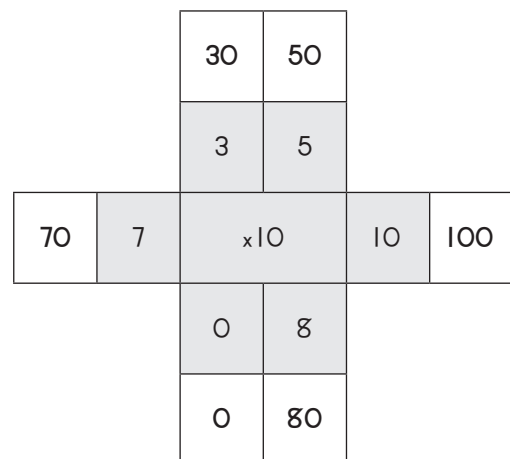


How much will it be?



**Enrichment Activity 4.20: Answers**

Multiply the inner number with the outer numbers.





### Enrichment Activity 4.21

Calculate the following and draw a line to the answer.

$$14 + 1 =$$

20

$$13 + 20 =$$

15

$$17 + 3 =$$

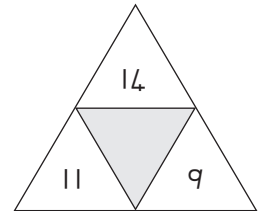
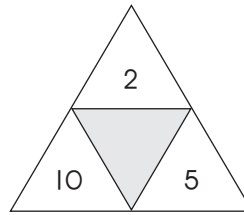
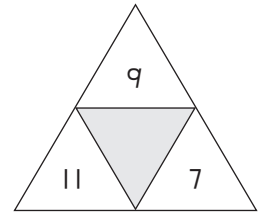
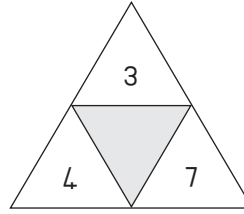
26

$$19 + 7 =$$

33

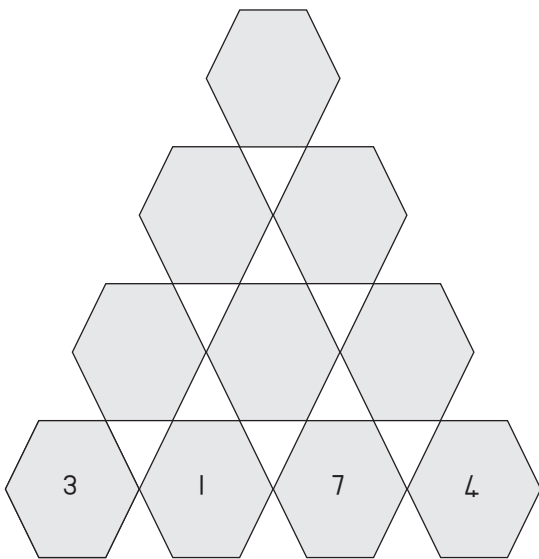
### Enrichment Activity 4.22

Add the numbers to find the number in the middle.



### Enrichment Activity 4.23

The number in each hexagon is made up by adding the numbers in the two hexagons below it. Calculate the missing numbers.



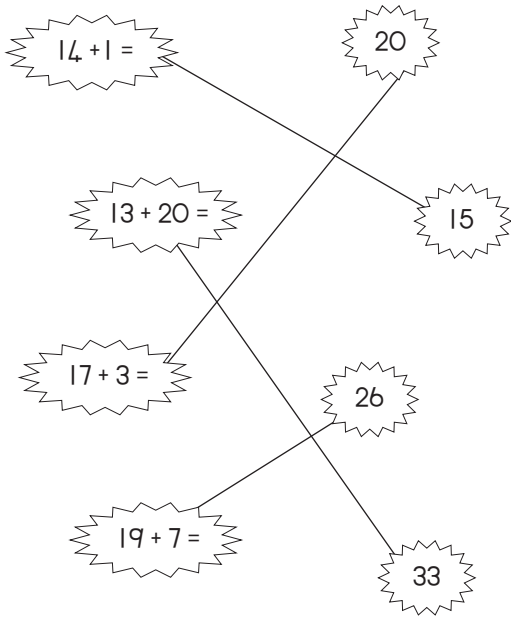
### Enrichment Activity 4.24

Calculate each row of the puzzle. Fill in the answers. Calculate each column of the puzzle.

14	+	2	=	
+		+		+
3	+	7	=	
=		=		=
	+		=	

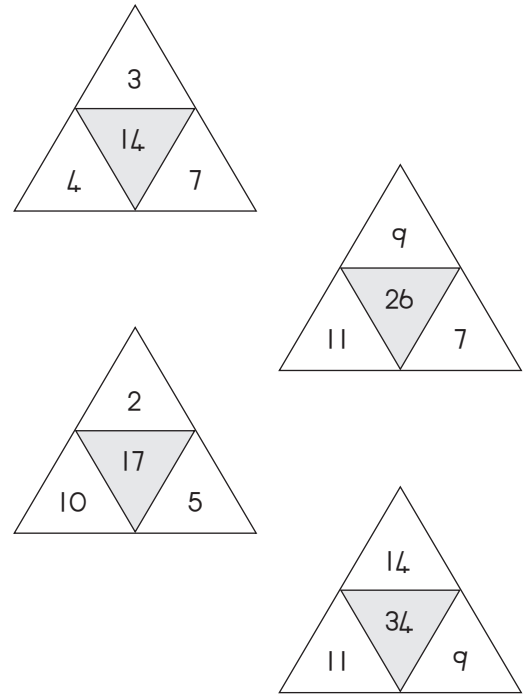
**Enrichment Activity 4.21: Answers**

Calculate the following and draw a line to the answer.



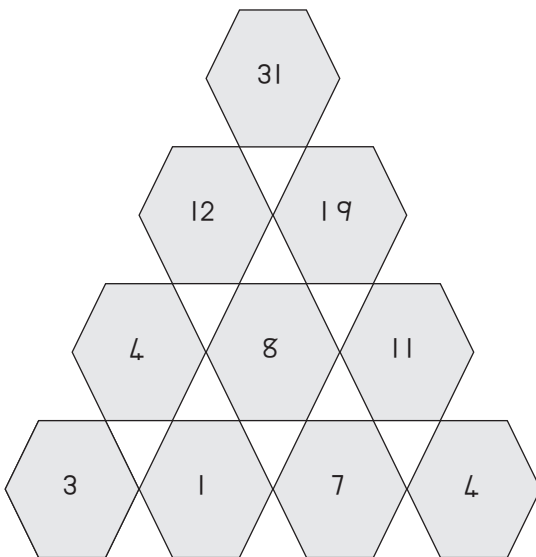
**Enrichment Activity 4.22: Answers**

Add the numbers to find the number in the middle.



**Enrichment Activity 4.23: Answers**

The number in each hexagon is made up by adding the numbers in the two hexagons below it. Calculate the missing numbers.




**Enrichment Activity 4.24: Answers**

Calculate each row of the puzzle. Fill in the answers. Calculate each column of the puzzle.

14	+	2	=	16
+		+		+
3	+	7	=	10
=		=		=
17	+	9	=	26

**Enrichment Activity 4.25**

How many ovals do you see?





11      24      14

**Enrichment Activity 4.26**

Colour all the  red.

Colour all the  yellow.

Colour all the  blue.



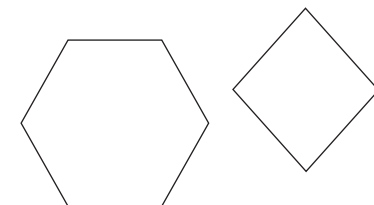

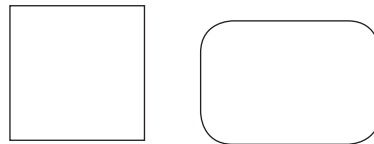
**Enrichment Activity 4.27**

Name the different shapes.




**Enrichment Activity 4.28**

Use these shapes and draw something that you like.



**Enrichment Activity 4.25: Answers**

How many ovals do you see?





11      24      **14**

**Enrichment Activity 4.26: Answers**

Colour all the  red.


Colour all the  yellow.

Colour all the  blue.




**Enrichment Activity 4.27: Answers**

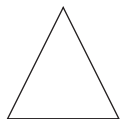
Name the different shapes.



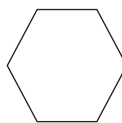
**Square**



**Circle**




**Triangle**



**Hexagon**

**Enrichment Activity 4.28: Answers**

Use these shapes and draw something that you like.



### Enrichment Activity 4.29

Add each row of numbers to get an answer.

=									=
	3							5	
		7				2			
			19						
		8				1			
	0							7	
=									=


### Enrichment Activity 4.30


Write the number names for each of the following numbers.


8	
2	
3	
7	
9	
10	
15	
12	
30	
25	
100	

### Enrichment Activity 4.31

Count and draw 10 more counters on the right hand side.

	
-------------------------------------------------------------------------------------	--

	
-------------------------------------------------------------------------------------	--

	
-------------------------------------------------------------------------------------	--

### Enrichment Activity 4.32

Which number is bigger?  
Circle the bigger number.

- 10      or      100
- 12      or      21
- 15      or      51
- 16      or      61
- 31      or      13
- 17      or      72
- 20      or      21
- 52      or      25
- 10      or      1

### Enrichment Activity 4.29: Answers

Add each row of numbers to get an answer.

29								26
=								=
	3						5	
		7		2				
			19					
		8		1				
	0						7	
=								=
27								27







### Enrichment Activity 4.30: Answers

Write the number names for each of the following numbers.

8	eight
2	two
3	three
7	seven
9	nine
10	ten
15	fifteen
12	twelve
30	thirty
25	twenty five
100	one hundred

### Enrichment Activity 4.31: Answers

Add 10 and draw your answer on the right hand side.

### Enrichment Activity 4.32: Answers

Which number is bigger?  
Circle the bigger number.

- |      |    |       |
|------|----|-------|
| 10   | or | (100) |
| 12   | or | (21)  |
| 15   | or | (51)  |
| 16   | or | (61)  |
| (31) | or | 13    |
| 17   | or | (72)  |
| 20   | or | (21)  |
| (52) | or | 25    |
| (10) | or | 1     |

## Enrichment Activity Cards: Setswana Version

*Each term a set of new enrichment cards will be provided. You should retain this set, as they will not be reproduced each term.*

### ***Use of the enrichment activity cards***

Optional as required.


These cards include activities that you can use for enrichment opportunities for learners who have completed the lesson activities ahead of the rest of the class. Learners should work on these cards independently or with their peers who have also completed the classwork. You may need to explain some of the activities to the learners who use them. You should remind them to ask you questions about any of the enrichment activities that they are doing, so that you can guide them as necessary.

You should photocopy the enrichment cards, paste them onto cardboard and laminate them (if possible), so that they can be used as a resource, not only this year but in the future as well.

Put the laminated cardboard cards into a box in a set place in your classroom, so that learners know where to find them. These cards are for all learners and do not have to be used in a particular order. Learners should keep a record of the cards that they have done, so that they continue to choose a new card each time they go to the box. Learners must be taught to replace the cards in numeric order in the box, so that everyone who looks for cards can easily find the one they want to use.

**Tirwana ya Khumiso 4.1**

Bala dibopego tse di farologaneng?




Go na le  $\triangle$  tse kae? \_\_\_\_\_

Go na le  $\square$  tse kae? \_\_\_\_\_

Go na le  $\circ$  tse kae? \_\_\_\_\_

**Tirwana ya Khumiso 4.2**

Thusa Sarah go bona ntšwa ya gagwe e e latlhegileng ka go tlatsa alo e e nepagetseng ya marothorontho mo sebadising sengwe le sengwe.



**Tirwana ya Khumiso 4.3**


Dira dipalo tsa go rarabolola le go feleletsa malepakgabaganyo ka go tsenya maina a dipalo:

**Tlase**

1.  $4 \times 4 =$
2.  $6 + 5 =$

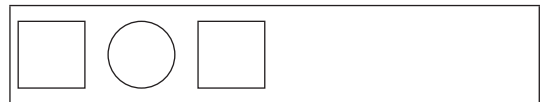
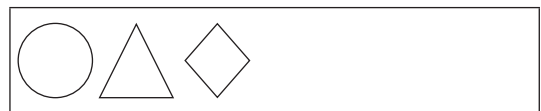
**Kgabaganyo**

1.  $3 \times 2 =$
3.  $6 \times 2 =$
4.  $5 \times 2 =$
5.  $12 + 7 =$



**Tirwana ya Khumiso 4.4**


Feleletsa dipaterone tse di latelang.





**Tirwana ya Khumiso 4.1: Dikarabo**

Bala dibopego tse di farologaneng?



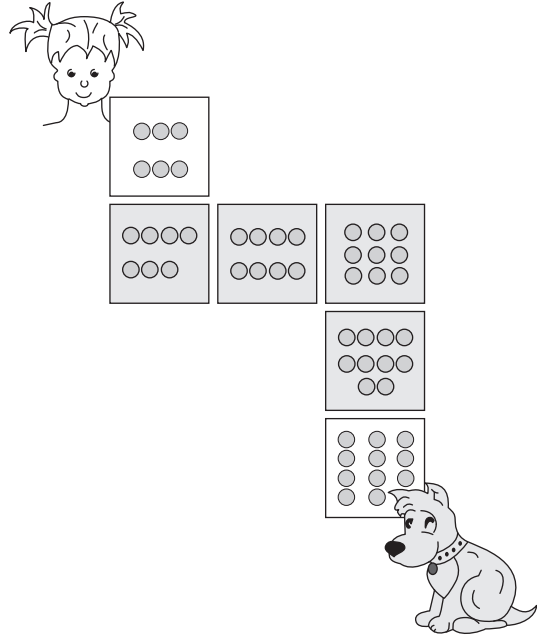
Go na le  $\triangle$  tse kae? (12)

Go na le  $\square$  tse kae? (14)

Go na le  $\circ$  tse kae? (6)

**Tirwana ya Khumiso 4.2: Dikarabo**

Thusa Sarah go bona ntšwa ya gagwe e e latlhegileng ka go tlatsa alo e e nepagetseng ya marothorontho mo sebadising sengwe le sengwe.



**Tirwana ya Khumiso 4.3: Dikarabo**

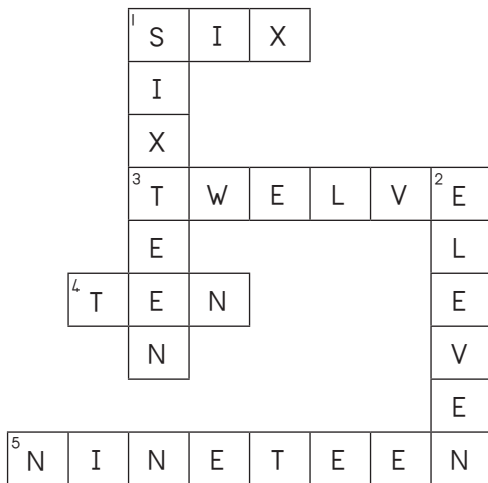
Dira dipalo tsa go rarabolola le go feleletsa malepakgabaganyo ka go tsenya maina a dipalo:

**Tlase**

1.  $4 \times 4 =$
2.  $6 + 5 =$

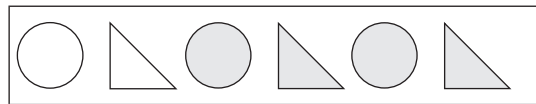
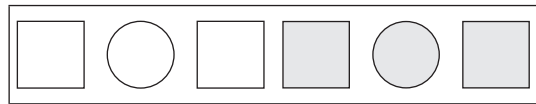

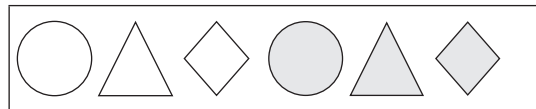
**Kgabaganyo**

1.  $3 \times 2 =$
3.  $6 \times 2 =$
4.  $5 \times 2 =$
5.  $12 + 7 =$



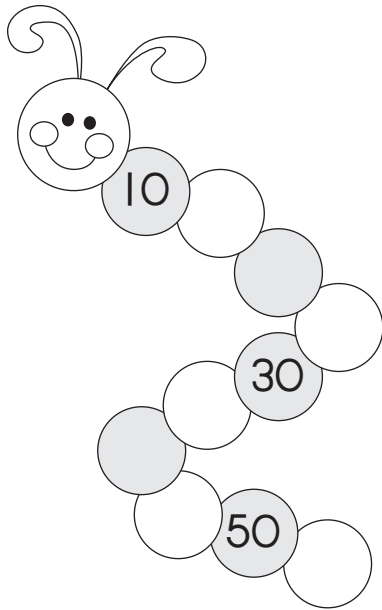
**Tirwana ya Khumiso 4.4: Dikarabo**

Feleletsa dipaterone tse di latelang.



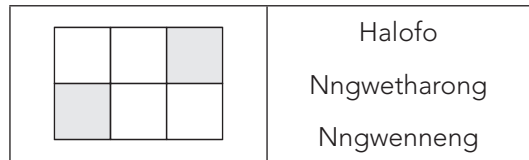
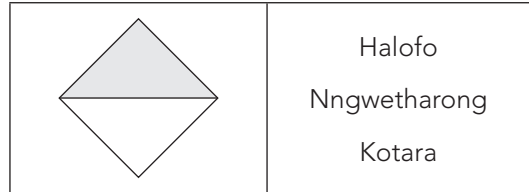
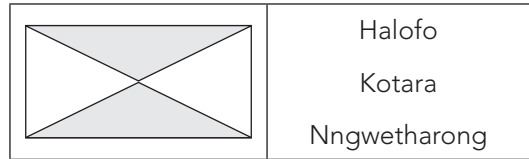
**Tirwana ya Khumiso 4.5**

Akanya ka ga paterone e, mme o feleetse seboko.



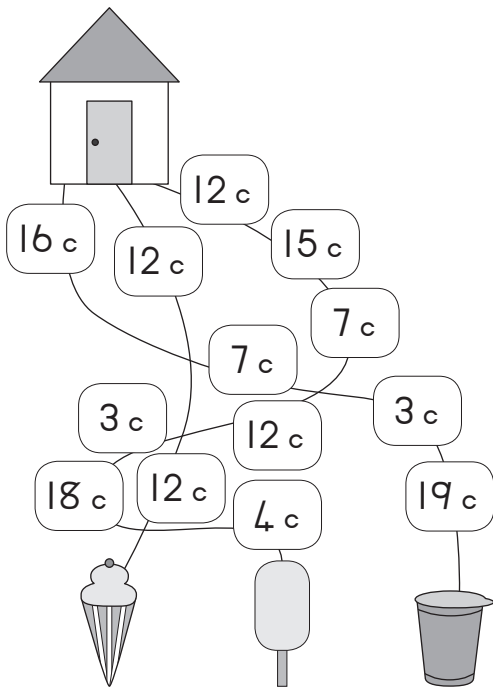
**Tirwana ya Khumiso 4.6**

Ke palopatlho efe ya sebopego e e khalarilweng? Tlhophha karabo e e nepagetseng.



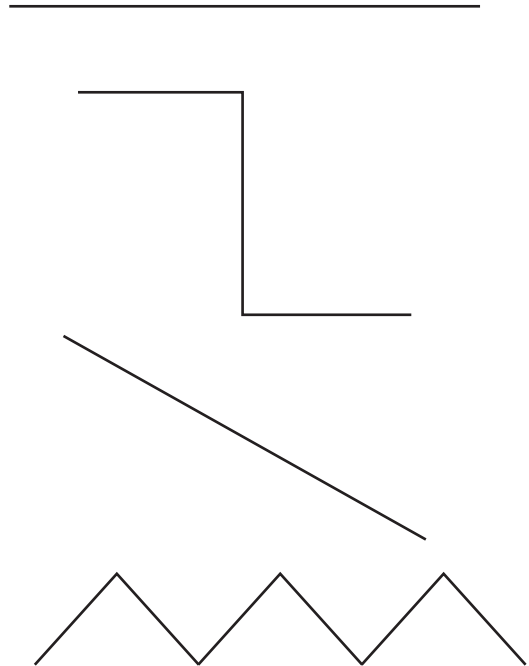
**Tirwana ya Khumiso 4.7**

Sala ditselana morago mme morago o sekeletse bebetsididi e e tlhotlhwatlase.



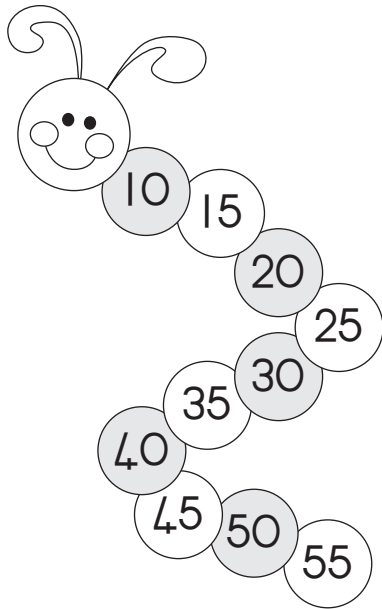
**Tirwana ya Khumiso 4.8**

Sekeletsa mola o moleelelele. O ka nna wa dirisa rulara go lekanyetsa mela.



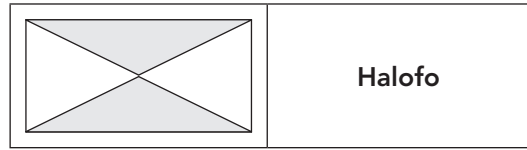
**Tirwana ya Khumiso 4.5: Dikarabo**

Akanya ka ga paterone e, mme o feleletse seboko.

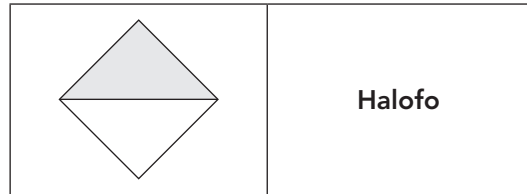


**Tirwana ya Khumiso 4.6: Dikarabo**

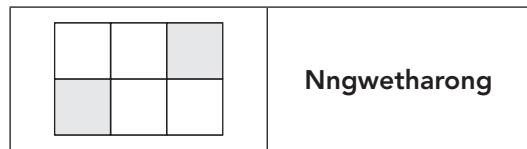
Ke palophatlho efe ya sebopego e e khalarilweng? Tlhophha karabo e e nepagetseng.



**Halofa**



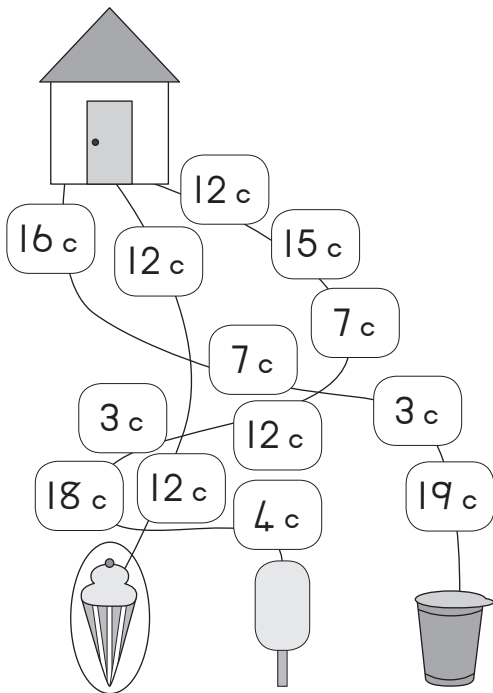
**Halofa**



**Nngwetharong**

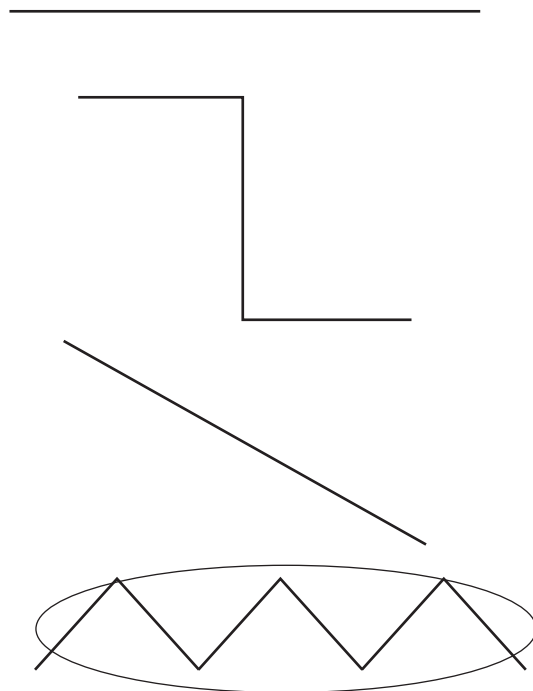
**Tirwana ya Khumiso 4.7: Dikarabo**

Sala ditselana morago mme morago o sekeletse bebetsididi e e tlhotlhwatlase.



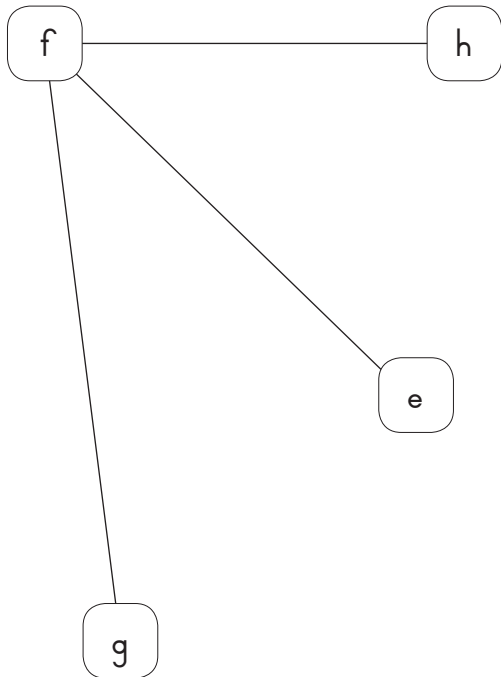
**Tirwana ya Khumiso 4.8: Dikarabo**

Sekeletsa mola o moleelelele. O ka nna wa dirisa rulara go lekanyetsa mela.



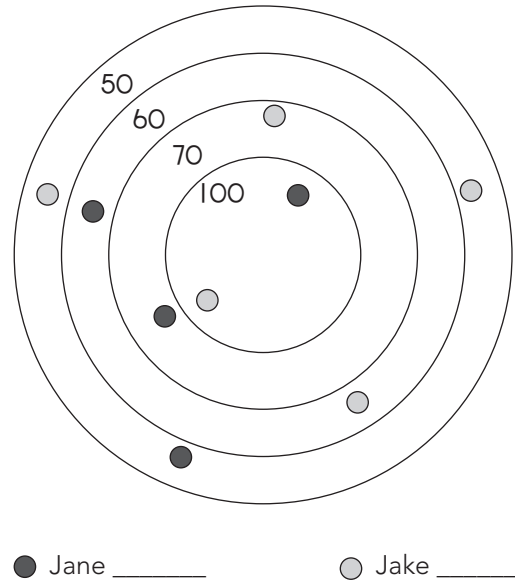
**Tirwana ya Khumiso 4.9**

Ke mola ofe o moleelelele? E go fitlha F kgotsa F go fitlha G kgotsa F go fitlha H?




**Tirwana ya Khumiso 4.10**

Jane le Jake ba tshameka dimmabole. Tlhakanya dino kana disekoro go bona yo o fenyang.



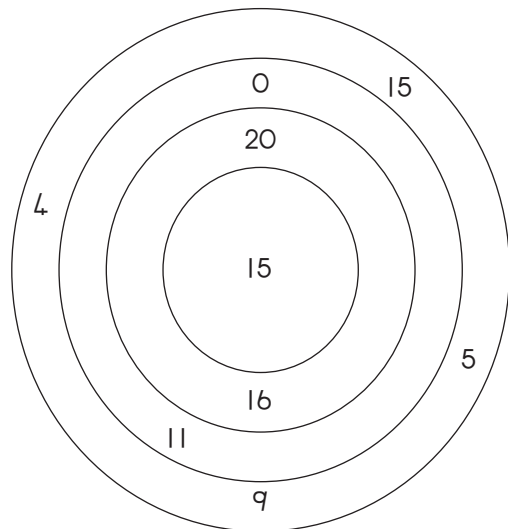
**Tirwana ya Khumiso 4.11**

Aroganya sekwere se go ya ka dikhutlonnetsepa tse dinnyanenyana di le 6.



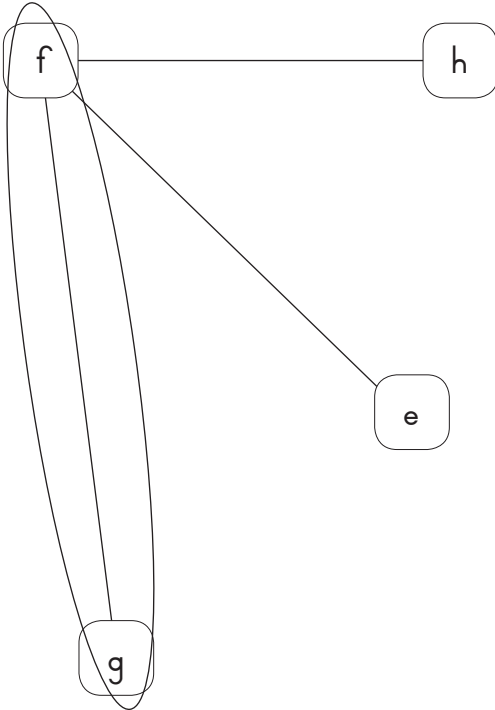
**Tirwana ya Khumiso 4.12**

Dirisa dipalo go batlisisa gore go na le dipalo tse ka kae tse o ka di dirang ka karabo ya 20.



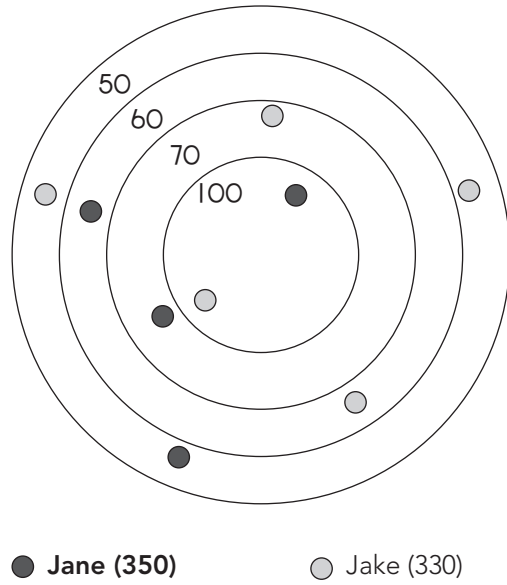
**Tirwana ya Khumiso 4.9: Dikarabo**

Ke mola ofe o moleelelele? E go fitlha F kgotsa F go fitlha G kgotsa F go fitlha H?



**Tirwana ya Khumiso 4.10: Dikarabo**

Jane le Jake ba tshameka dimmabole. Tlhakanya dino kana disekoro go bona yo o fenyang.

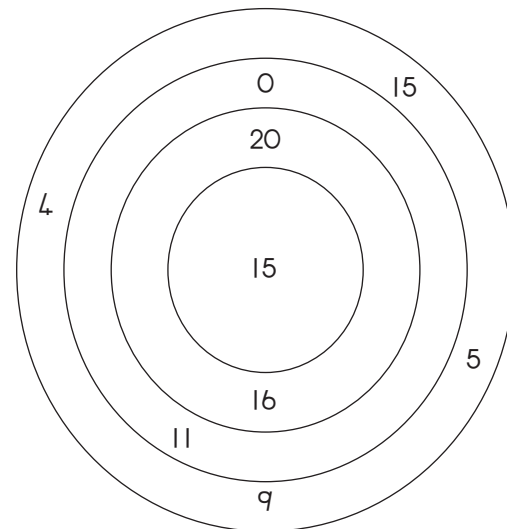


**Tirwana ya Khumiso 4.11: Dikarabo**

Aroganya sekwere se go ya ka dikhutlonnetsepa tse dinnyanenyana di le 6.


**Tirwana ya Khumiso 4.12: Dikarabo**

Dirisa dipalo go batlisisa gore go na le dipalo tse ka kae tse o ka di dirang ka karabo ya 20.



O kgona go dira dipalo di le 4:  
 $20 + 0$ ,  $15 + 5$ ,  $11 + 9$ ,  $16 + 4$

### Tirwana ya Khumiso 4.13

Golaganya mathata a a mo bolokong ya A le dikarabo tse di mo bolokong ya B.

Boloko A	Boloko B
$5 \times 4 =$	40
$20 \times 2 =$	18
$16 + 3 =$	0
$12 + 6 =$	63
$60 + 3 =$	23
$10 \times 7 =$	28
$40 \times 0 =$	70
$27 + 1 =$	20
$14 + 9 =$	19

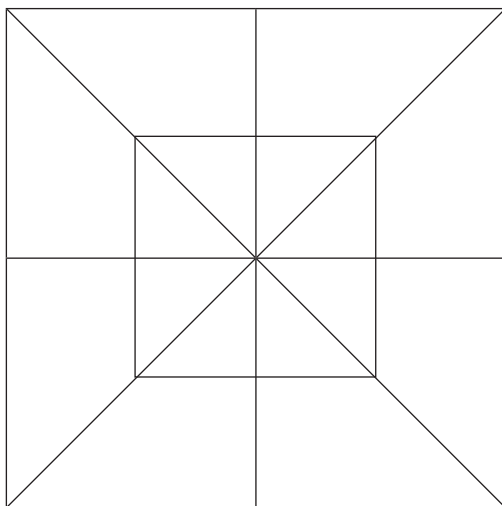
### Tirwana ya Khumiso 4.14

Leka go dira dipalo tse di mo dibolokong tse.

+	8	1	50
2			
4			
6			
8			
10			

### Tirwana ya Khumiso 4.15

O bona  $\triangle$  tse kae?



Dikhutlotharo di le 12

Dikhutlotharo di le 26

Dikhutlotharo di le 33

Dikhutlotharo di le 20

### Tirwana ya Khumiso 4.16

Golaganya dipalo le mainapalo.

Dipalo	Mainapalo
20	Lesomenngwe
10	Lesomerobonngwe
90	Masomeamabedi
19	Masomearobonngwe
12	Lesome
14	Masomeamane
40	Lesomenne

**Tirwana ya Khumiso 4.13: Dikarabo**

Golaganya mathata a a mo bolokong ya A le dikarabo tse di mo bolokong ya B.

Boloko A	Boloko B
$5 \times 4 =$	40
$20 \times 2 =$	18
$16 + 3 =$	0
$12 + 6 =$	63
$60 + 3 =$	23
$10 \times 7 =$	28
$40 \times 0 =$	70
$27 + 1 =$	20
$14 + 9 =$	19

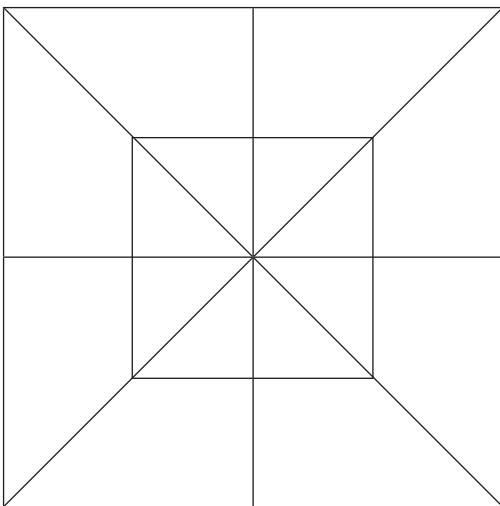
**Tirwana ya Khumiso 4.14: Dikarabo**

eka go dira dipalo tse di mo dibolokong tse.

+	8	1	50
2	10	3	52
4	12	5	54
6	14	7	56
8	16	9	58
10	18	11	60

**Tirwana ya Khumiso 4.15: Dikarabo**

O bona  $\triangle$  tse kae?



**Dikhutlotharo di le 26**

**Tirwana ya Khumiso 4.16: Dikarabo**

Golaganya dipalo le mainapalo.

Dipalo	Mainapalo
20	Masomeamabedi
10	Lesome
90	Masomearobongwe
19	Lesomerobongwe
12	Lesomepedi
14	Lesomenne
40	Masomeamane

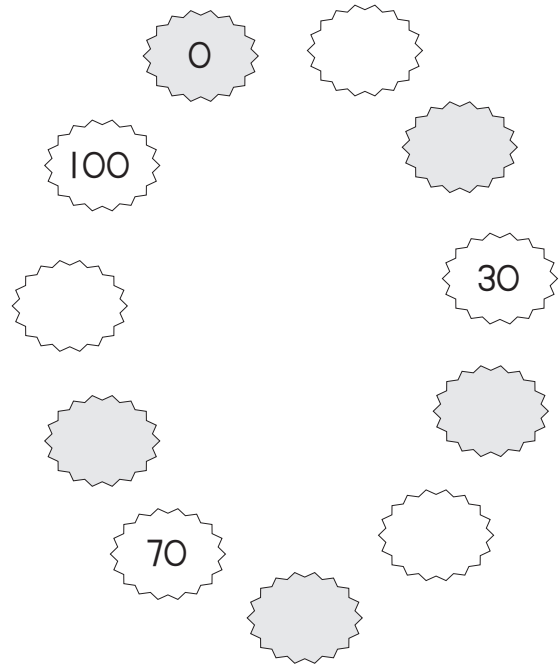
**Tirwana ya Khumiso 4.17**

Feleletsa lenaneo ka go dira dipalo.

x	5	4	2
1			
2			
3			
4			
5			
6			
7			
8			
9			
10			

**Tirwana ya Khumiso 4.18**


Feleletsa paterone.




**Tirwana ya Khumiso 4.19**

Atisa maronthorontho a a mo mataeseng mme o tlatse dikarabo.

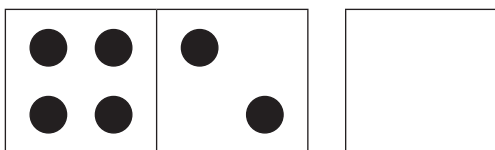
A tla nna a makae?



A tla nna a makae?

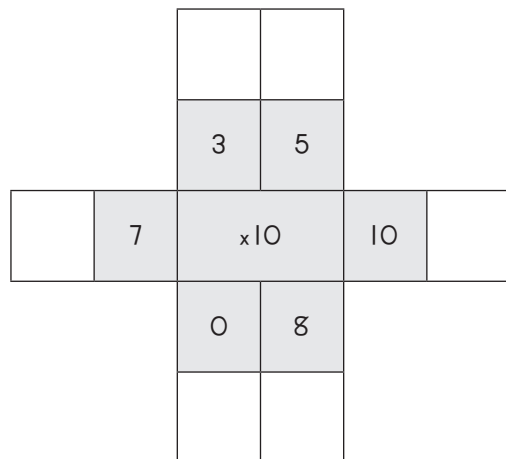


A tla nna a makae?



**Tirwana ya Khumiso 4.20**

Atisa palo e e mo gare ka dipalo tse di kwa ntle.





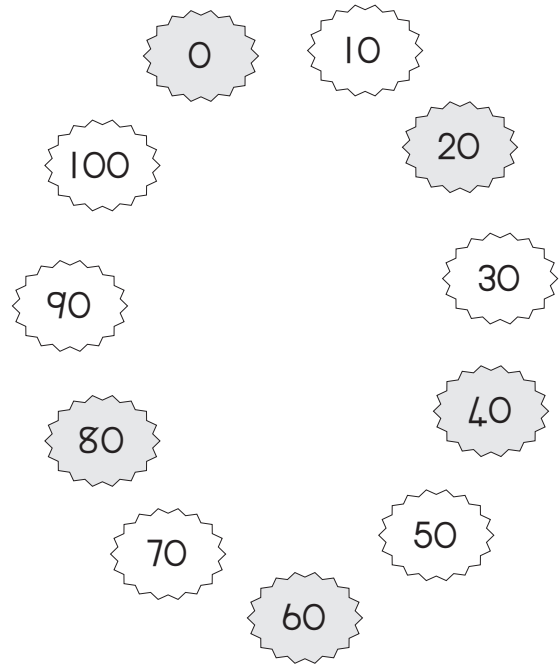
**Tirwana ya Khumiso 4.17: Dikarabo**

Feleletsa lenaneo ka go dira dipalo.

x	5	4	2
1	5	4	3
2	10	8	4
4	15	7	12
4	20	16	8
5	25	20	10
6	30	24	12
7	35	28	14
8	40	32	16
9	45	36	18
10	50	40	20

**Tirwana ya Khumiso 4.18: Dikarabo**


Feleletsa paterone.




**Tirwana ya Khumiso 4.19: Dikarabo**

Atisa maronthorontho a a mo mataeseng mme o tlatse dikarabo.


A tla nna a makae?



A tla nna a makae?

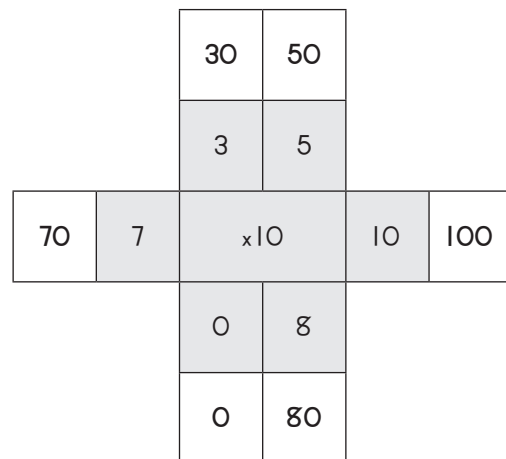


A tla nna a makae?



**Tirwana ya Khumiso 4.20: Dikarabo**

Atisa palo e e mo gare ka dipalo tse di kwa ntle.



**Tirwana ya Khumiso 4.21**

Balela tse di latelang mme o thale mola go ya kwa karabong.

$14 + 1 =$

20

$13 + 20 =$

15

$17 + 3 =$

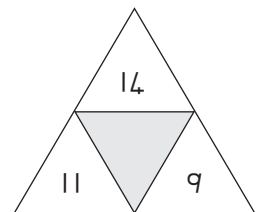
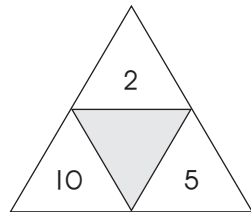
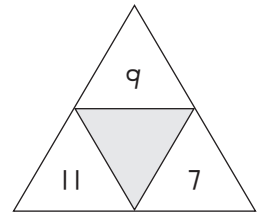
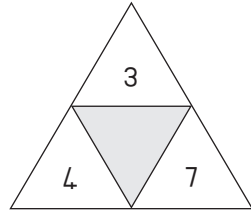
26

$19 + 7 =$

33

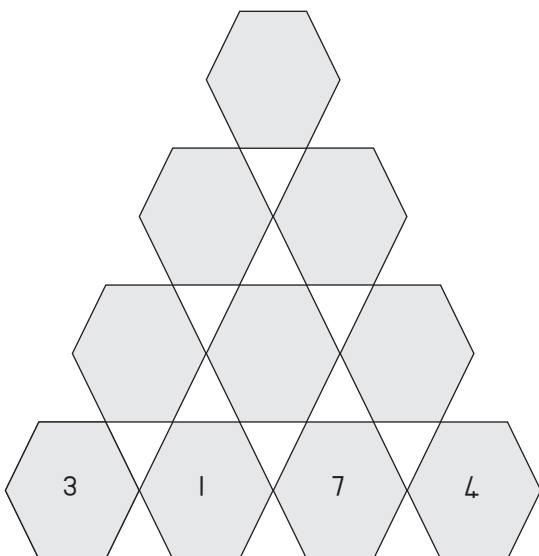
**Tirwana ya Khumiso 4.22**

Tlhakanya dipalo go bona palo e e fa gare.



**Tirwana ya Khumiso 4.23**

Palo e e mo khutlothatarong nngwe le nngwe e bopiwa ka go tlhakanya dipalo tse di mo dikhutlothatarong tse pedi tse di fa tlase. Balela dipalo tse di tlogetsweng.



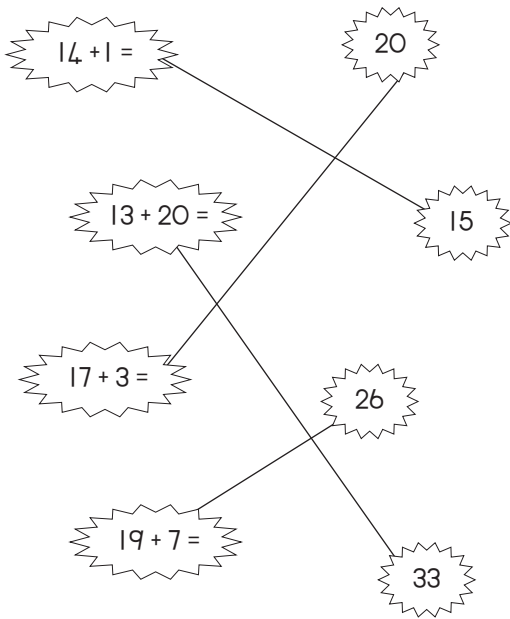
**Tirwana ya Khumiso 4.24**

Balela mola mongwe le mongwe wa malea kana morabaraba. Tlatsa dikarabo. Balela kholomo nngwe le nngwe ya malea.

14	+	2	=	
+		+		+
3	+	7	=	
=		=		=
	+		=	

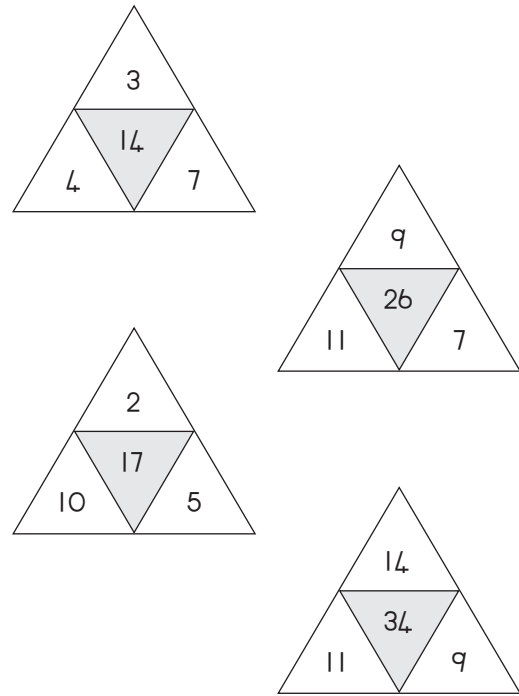
**Tirwana ya Khumiso 4.21: Dikarabo**

Balela tse di latelang mme o thale mola go ya kwa karabong.



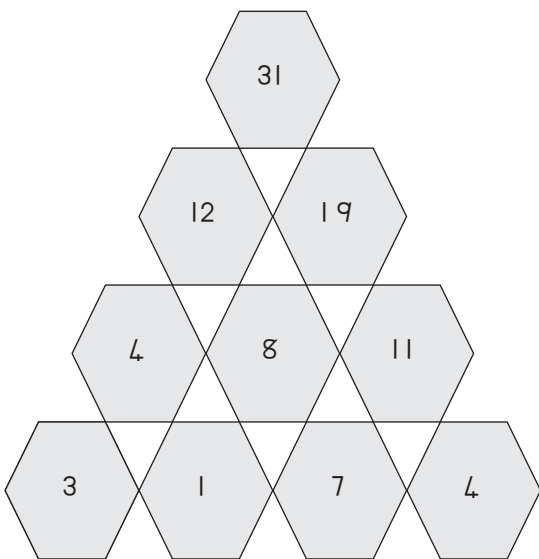
**Tirwana ya Khumiso 4.22: Dikarabo**

Tlhakanya dipalo go bona palo e e fa gare.



**Tirwana ya Khumiso 4.23: Dikarabo**

Palo e e mo khutlothatarong nngwe le nngwe e bopiwa ka go tlhakanya dipalo tse di mo dikhutlothatarong tse pedi tse di fa tlase. Balela dipalo tse di tlogetsweng.




**Tirwana ya Khumiso 4.24: Dikarabo**

Balela mola mongwe le mongwe wa malea kana morabaraba. Tlatsa dikarabo. Balela kholomo nngwe le nngwe ya malea.

14	+	2	=	16
+		+		+
3	+	7	=	10
=		=		=
17	+	9	=	26

**Tirwana ya Khumiso 4.25**

O bona dikgolokwe tse kae?





11      24      14

**Tirwana ya Khumiso 4.26**

Khalara tsotlhe  ka bohibidu.

Khalara tsotlhe  ka serolwana.

Khalara tsotlhe  ka botala jwa legodimo.



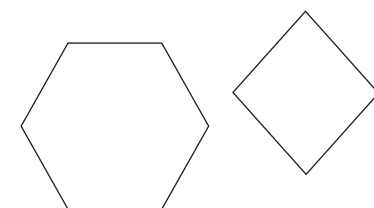
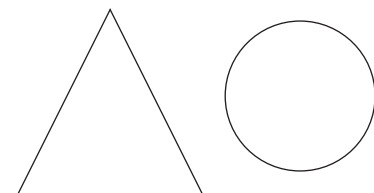
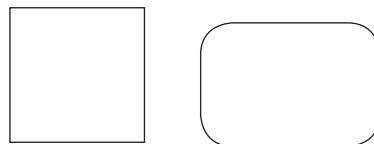
**Tirwana ya Khumiso 4.27**

Naya maina a dibopego tse di farologaneng.




**Tirwana ya Khumiso 4.28**

Dirisa dibopego tse mme o thale sengwe se o se ratang.



**Tirwana ya Khumiso 4.25: Dikarabo**

O bona dikgolokwe tse kae?





11      24      14

**Tirwana ya Khumiso 4.26: Dikarabo**

Khalara tsotlhe  ka bohibidu.


Khalara tsotlhe  ka serolwana.

Khalara tsotlhe  ka botala jwa legodimo.




**Tirwana ya Khumiso 4.27: Dikarabo**

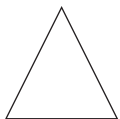
Naya maina a dibopego tse di farologaneng.



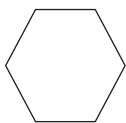
**Sekwere**



**Sekele/**



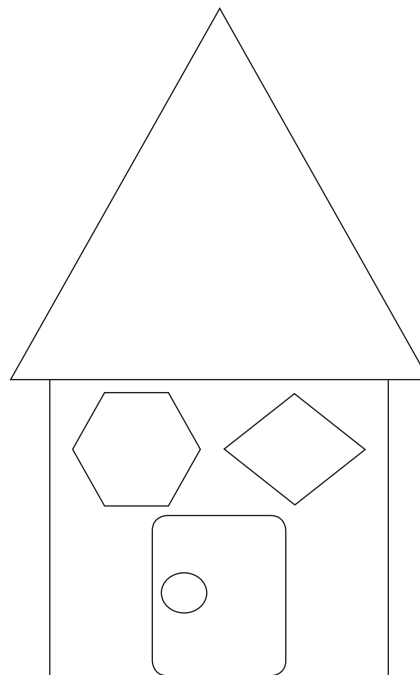
**Sediko**



**Khutlotharo**

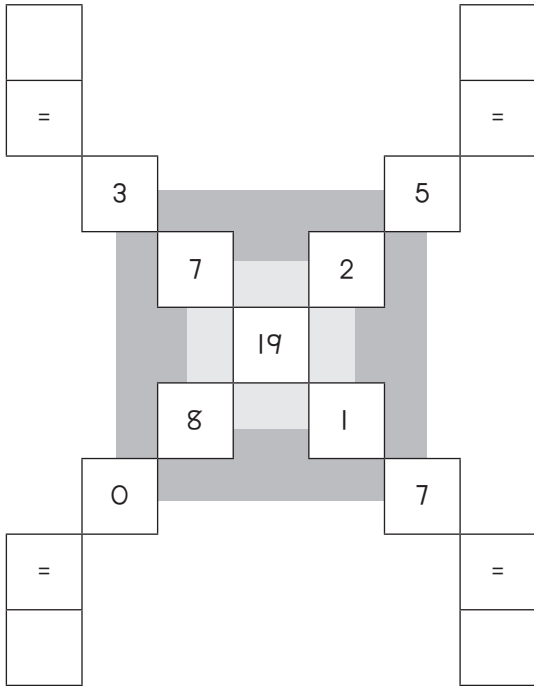
**Tirwana ya Khumiso 4.28: Dikarabo**

Dirisa dibopego tse mme o thale sengwe se o se ratang. (Dikarabo di dintsinzana)



**Tirwana ya Khumiso 4.29**

Tlhakanya mola mongwe le mongwe wa dipalo go bona karabo.



**Tirwana ya Khumiso 4.30**

Kwala mainapalo a dingwe le dingwe tsa dipalo tse di latelang.

8	
2	
3	
7	
9	
10	
15	
12	
30	
25	
100	

**Tirwana ya Khumiso 4.31**

Bala mme o thale dibadisi tse dingwe tse 10 ka fa letlhakoreng la letsogo la moja.


**Tirwana ya Khumiso 4.32**

Ke palo efe e ntsintsi? Sekeletsa palo e kgolokgolo mo pareng nngwe le nngwe.

10	kgotsa	100
12	kgotsa	21
15	kgotsa	51
16	kgotsa	61
31	kgotsa	13
17	kgotsa	72
20	kgotsa	21
52	kgotsa	25
10	kgotsa	1

**Tirwana ya Khumiso 4.29: Dikarabo**

Tlhakanya mola mongwe le mongwe wa dipalo go bona karabo.

**Tirwana ya Khumiso 4.30: Dikarabo**

Kwala mainapalo a dingwe le dingwe tsa dipalo tse di latelang.

8	robedi
2	pedi
3	tharo
7	supa
9	robongwe
10	lesome
15	lesometlhano
12	lesomepedi
30	masomemamararo
25	masomeamabeditlhano
100	lekgolo

**Tirwana ya Khumiso 4.31: Dikarabo**

Bala mme o thale dibadisi tse dingwe tse 10 ka fa letlhakoreng la letsogo la moja.

**Tirwana ya Khumiso 4.32: Dikarabo**

Ke palo efe e ntsintsi? Sekeletsa palo e kgolokgolo mo pareng nngwe le nngwe.

- 10 kgotsa (100)
- 12 kgotsa (21)
- 15 kgotsa (51)
- 16 kgotsa (61)
- (31) kgotsa 13
- 17 kgotsa (72)
- 20 kgotsa (21)
- (52) kgotsa 25
- (10) kgotsa 1